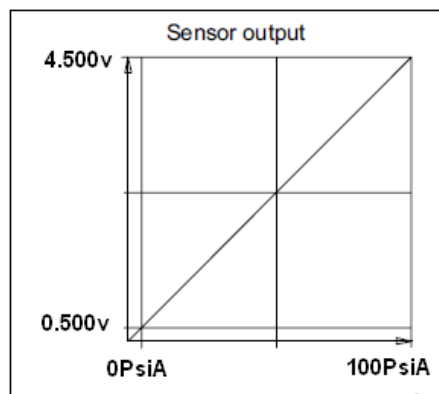
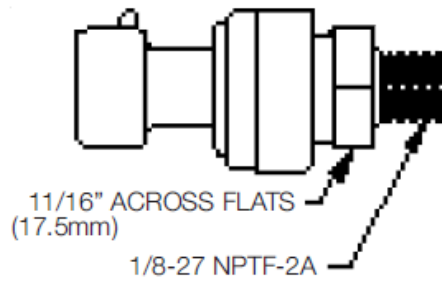


6.5 BAR MAP SENSOR TI

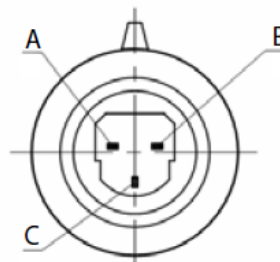
Calibration

0psiA=0.500v
 100psiA=4.500v
 Connector Kit
 CON-KIT-TI-LZ06



Wiring looking into sensor

PIN	Description
A	0 V
B	5 V
C	Signal



Push wire through connector
 Crimp on terminal
 Pull wire / terminal back into connector