

# 5 BAR MAP SENSOR TI

MAP-005-OEM-LZ06

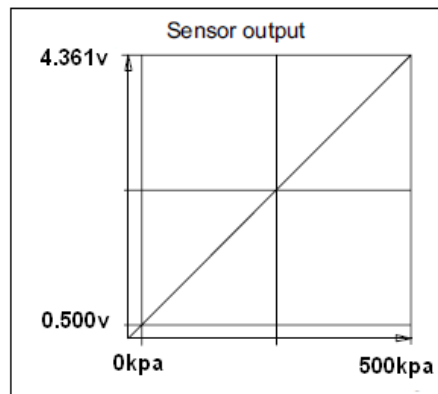
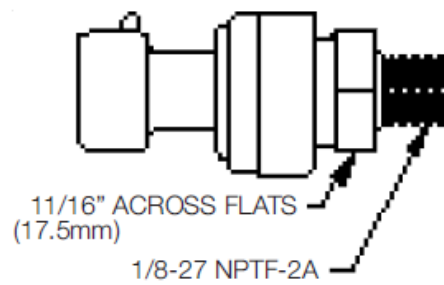
Calibration

0kpa=0.500v

500kpa=4.361v

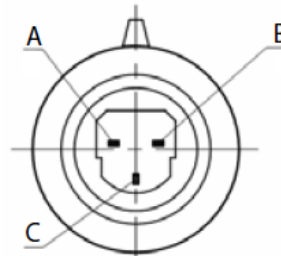
Connector Kit

CON-KIT-TI-LZ06



## Wiring looking into sensor

PIN	Description
A	0 V
B	5 V
C	Signal



Push wire through connector  
Crimp on terminal  
Pull wire / terminal back into connector